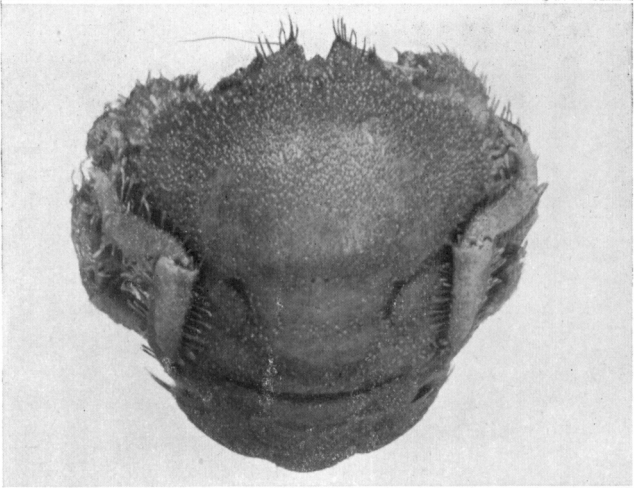
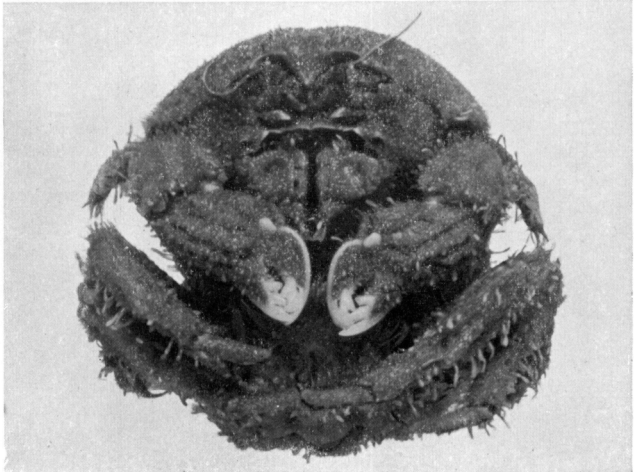


1




2



3

EXPLANATION OF PLATE XLI.

Cryptodromia octodentata (Haswell). Female (P.2311).
Carapace 46 mm. wide. Dorsal view, left half
denuded.



J. R. KINGHORN, del.

EXPLANATION OF PLATE XLII.


Petalomera wilsoni (Fulton & Grant). Male (E.2239).
Carapace 32.3 mm. wide.

Fig. 1.—Dorsal view.

Petalomera lamellata (Ortmann). Male (E.5151). Cara-
pace 13 mm. wide.

Fig. 2.—Dorsal view.

Fig. 3.—Ventral view.



J. R. KINGHORN (1), del.
G. C. CLUTTON (2-3), photos.