



1

2

3

4

G. C. CLUTTON, photo.

EXPLANATION OF PLATE XXVIII.

Pilumnus hirsutus, Stimpson. Female (E.4436). Carapace
14.1 mm. wide.


Fig. 1.—Dorsal view.

Fig. 2.—Ventral view.


Pilumnus hirsutus, Stimpson. Male (E.4436). Carapace
10.1 mm. wide.

Fig. 3.—Dorsal view.

Fig. 4.—Ventral view.



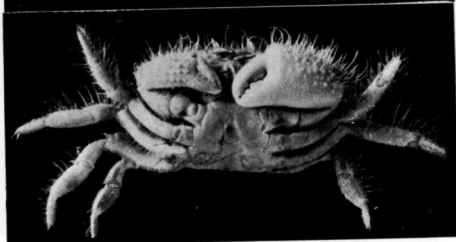
1



2



3



4

C. R. SHOEMAKER (1-2) } photos.
G. C. CLUTTON (3-4) }

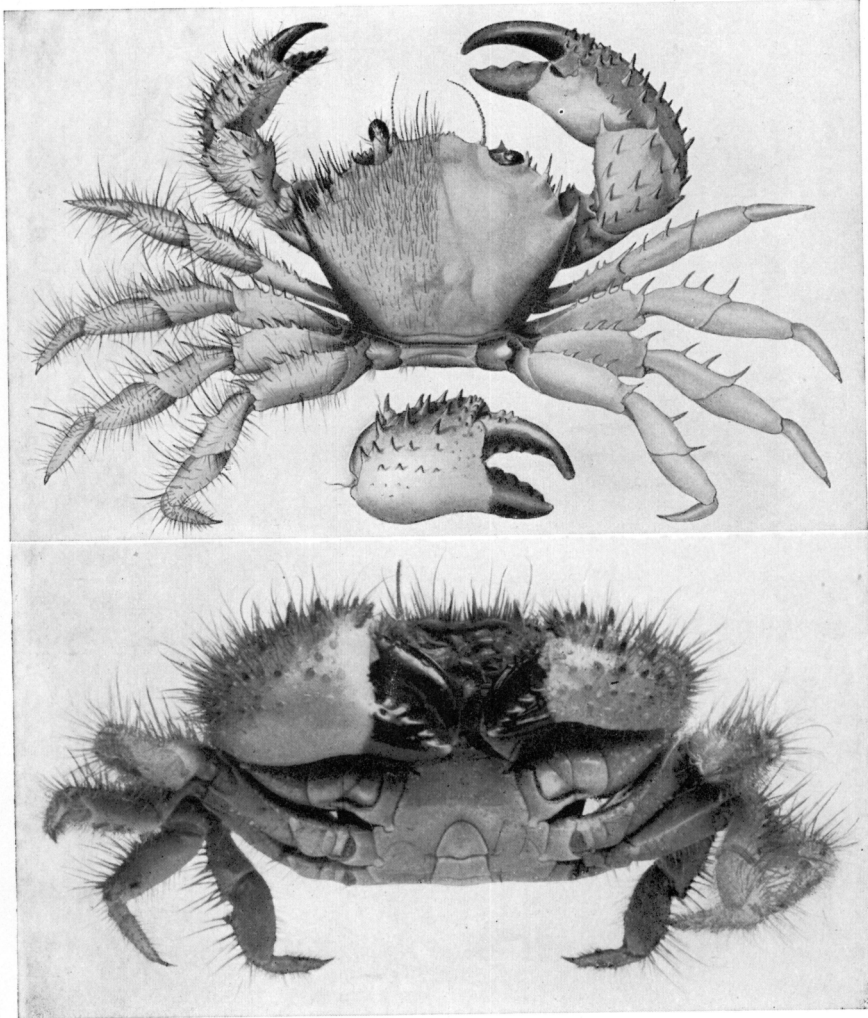
EXPLANATION OF PLATE XXIX.

Pilumnus acer, sp. nov. Male holotype. Carapace 20.4 mm. wide, spines excluded.

Fig. 1.—Dorsal view, right half denuded.

Fig. 2.—Right chela, denuded.

Fig. 3.—Ventral view.



PHYLLIS F. CLARKE (1-2), del.
C. R. SHOEMAKER (3), photo.

EXPLANATION OF PLATE XXX.

Actumnus kingstoni, sp. nov. Female holotype. Carapace
19.2 mm. wide.

Fig. 1.—Dorsal view, right half denuded.

Fig. 2.—Left chela, denuded.

Fig. 3.—Ventral view.