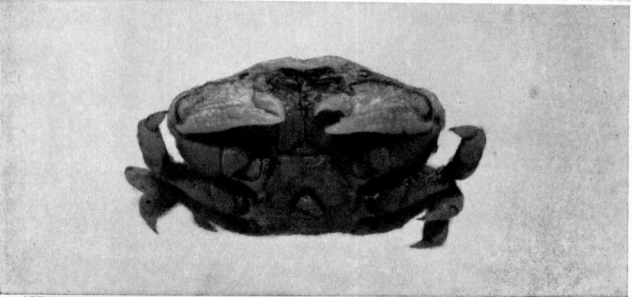
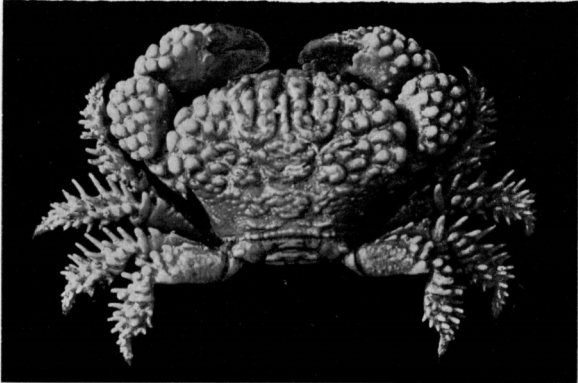


1

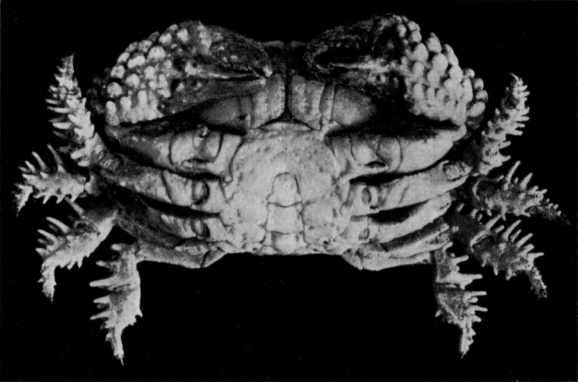
2



3



4



5

PHYLLIS F. CLARKE (1-2), del. C. R. SHOEMAKER (3), G. C. CLUTTON (4-5), photos.

EXPLANATION OF PLATE XXII.

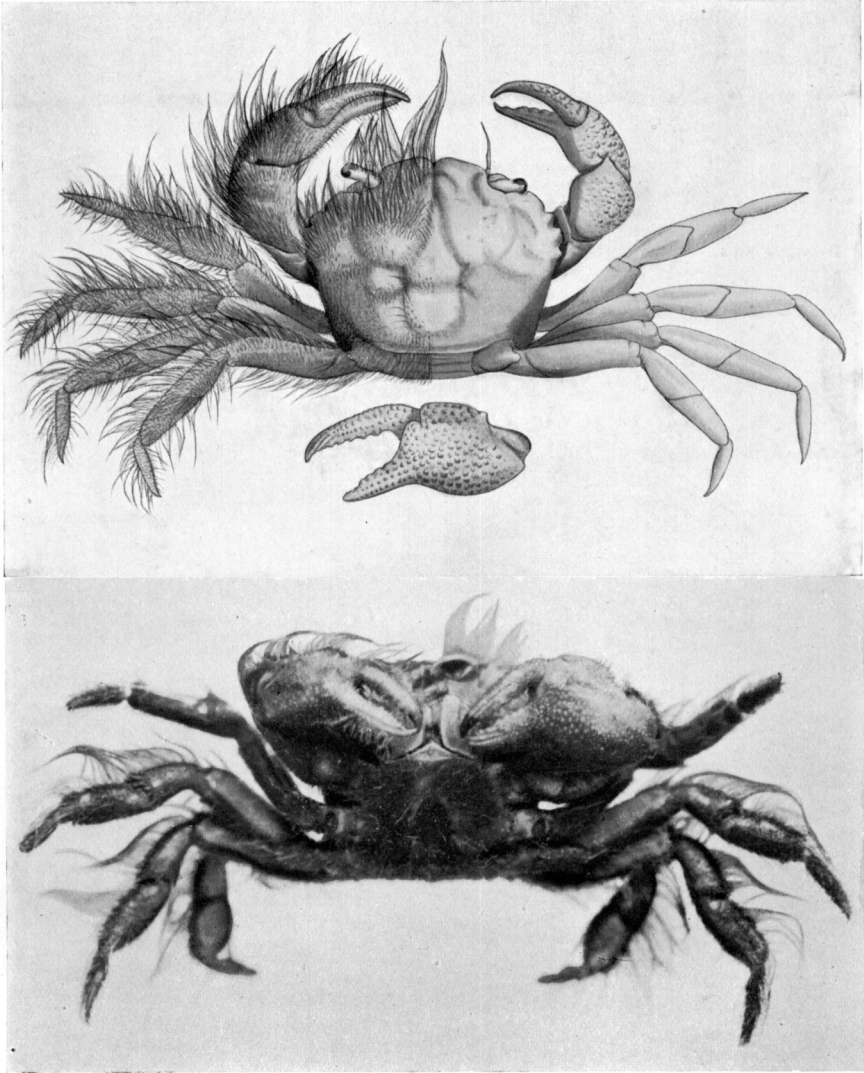
---

*Pilumnus digitalis*, sp. nov. Male holotype. Carapace  
12 mm. wide.

Fig. 1.—Dorsal view, right half denuded.

Fig. 2.—Left chela, denuded.

Fig. 3.—Ventral view.



1

2

3

PHYLLIS F. CLARKE (1-2), del.  
C. R. SHOEMAKER (3), photo.

EXPLANATION OF PLATE XXIII.

---


*Pilumnus contrarius*, sp. nov. Male holotype. Carapace  
13.5 mm. wide.

Fig. 1.—Dorsal view, right half denuded.

Fig. 2.—Right chela, denuded.


Fig. 3.—Ventral view.





1

2



3

EXPLANATION OF PLATE XXIV.

---

*Pilumnus semilanatus*, Miers. Male (P.3519). Carapace  
29 mm. wide.

Fig. 1.—Dorsal view.

Fig. 2.—Ventral view.

*Pilumnus rufopunctatus*, Stimpson. Male (E.4444). Cara-  
pace 13 mm. wide.

Fig. 3.—Dorsal view.

Fig. 4.—Ventral view.