

C. L. Pearson del.

Fig. 1. a-o. IDOTHEA SABINI. Kr. n. sp. à magn. nat. Fig. 2. a-g. TANAIS TOMENTOSUS. Kr. Fig. 3. a-o. ANTHURA CARINATA. Kr. n. sp.




Fig. 1, A-B. *DAJUS* *MYSIDIS*, Kröyer. ♂ et ♀ — Fig. 2, a-p. *BOPYRUS* *HIPPOLYTES* Kr. ♂ et ♀ — Fig. 3, a-e. *BOPYRUS* *BERNHARDI*, Kröyer ♀.




Fig. 1, a-z. BOPYRUS ABDOMINALIS, Köhler.

Fig. 2, a-z. BOPYRUS FOLIOSUS, Kr.




Fig 1. *a-a*. HENOMOPUS MUTICUS. *Re. n. sp.* Fig 2. *a-g*. HENOMOPUS TRICORNIS. *Re. n. sp.* Fig 3. *a-g*. ANCEUS ELONGATUS. *Re. n. sp.*

Fig 4. *a-b*. TANAIS CURCULIO. *Re.*

C.L. Poirson del.

Schmidt sculp.