

PLATE 12.

Fig.— *Astacus klamathensis* Stimpson. ♂. Portland, Or. U. S. N. M. × 1. Both of the chelipeds are second growths, the left the older.

Fig. 2.— *Astacus klamathensis* Stimpson. ♂. Portland, Or. U. S. N. M. Slightly reduced. Showing both claws regenerated, of full size, and nearly symmetrical; yet very different in shape from the normal claw as seen in Plate 11, Fig. 1.




FIG. 1. *ASTACUS KLAMATHENSIS* STIMPSON




FIG. 2. *ASTACUS KLAMATHENSIS* STIMPSON

PLATE 13.



PLATE 13.

- Fig. 1.— *Cambarus validus* Faxon. ♂, form I. Type. Huntsville, Ala. M. C. Z., No. 301.  $\times 1\frac{1}{2}$ .  
Fig. 2.— *Cambarus bartonii veteranus* Faxon. ♂, form I. Type. Indian Creek, Baileysville, W. Va.  
Aug. 16, 1900. U. S. N. M., No. 25,020. Reduced.






FIG. 1. CAMBARUS VALIDUS FAXON

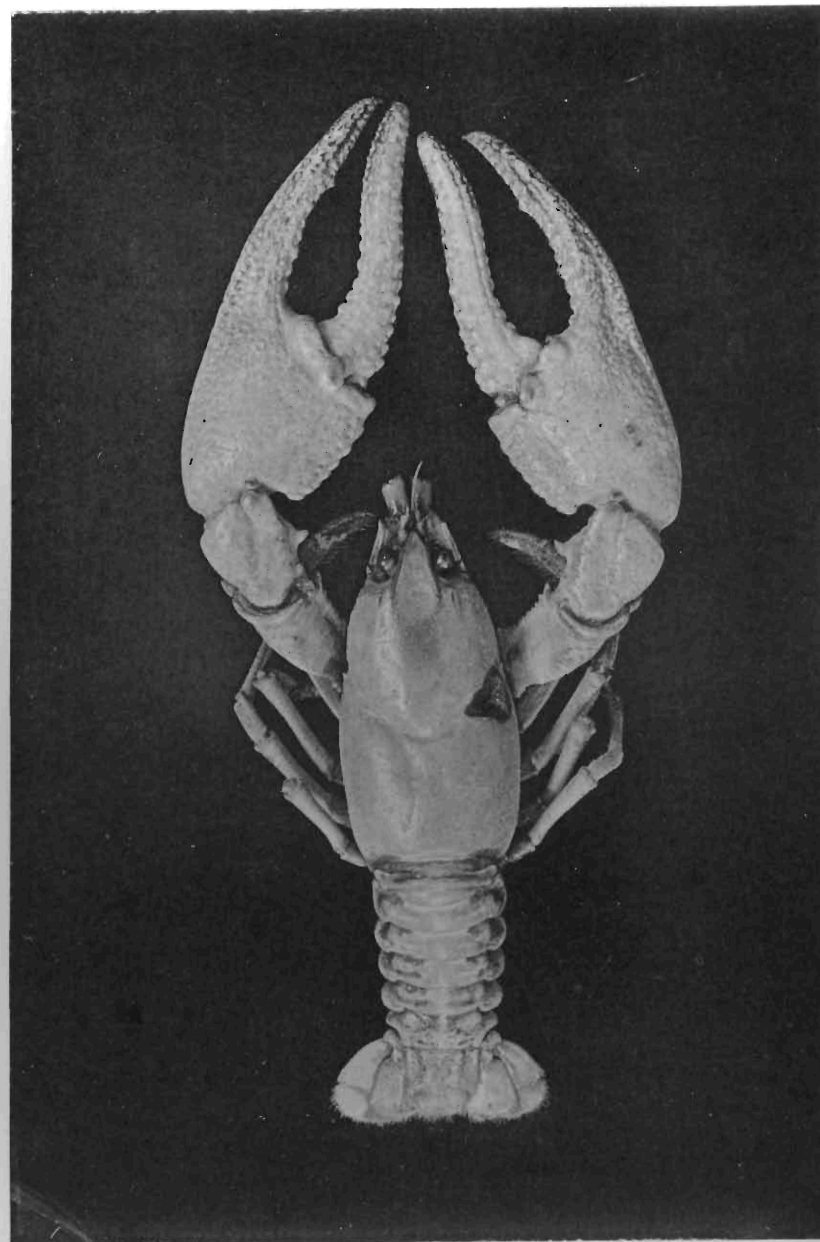


FIG. 2. CAMBARUS BARTONII VETERANUS FAXON