

PLATE 85

- Fig. 1 *Cymopolia velerae* Garth, female holotype, dorsal view (p. 503)
- Fig. 2 *Cymopolia cortezi* Crane, young, dorsal view (p. 499)
- Fig. 3 *Cymopolia fragilis* Rathbun, dorsal view, male above, female below (p. 501)
- Fig. 4 *Cymopolia fragilis* Rathbun, ventral view, male above, female below
- Fig. 5 *Euchirograpsus americanus* A. Milne Edwards, male, dorsal view (p. 511)
- Fig. 6 *Euchirograpsus americanus* A. Milne Edwards, male, ventral view



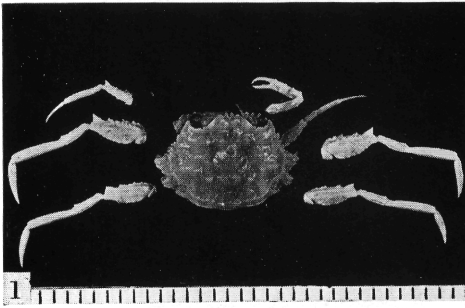


PLATE 86

- Fig. 1 *Grapsus grapsus* (Linnaeus), male, dorsal view (p. 504)
Fig. 2 *Grapsus grapsus* (Linnaeus), male, ventral view
Fig. 3 *Geograpsus lividus* (Milne Edwards), female, dorsal view
(p. 506)
Fig. 4 *Geograpsus lividus* (Milne Edwards), female, ventral view
Fig. 5 *Percnon gibbesi* (Milne Edwards), female, dorsal view
(p. 512)
Fig. 6 *Percnon gibbesi* (Milne Edwards), female, ventral view








PLATE 87

- Fig. 1 *Cymopolia lucasii* (Rathbun), male, dorsal view (p. 500)
Fig. 2 *Pachygrapsus transversus* (Gibbes), male, dorsal view (p. 507)
Fig. 3 *Uca galapagensis* Rathbun, male, dorsal view (p. 515)
Fig. 4 *Uca galapagensis* Rathbun, female, dorsal view
Fig. 5 *Uca helleri* Rathbun, male, dorsal view (p. 517)
Fig. 6 *Uca helleri* Rathbun, female, dorsal view
Fig. 7 *Ocyropde gaudichaudii*, Milne Edwards and Lucas, male,
dorsal view, natural size (p. 514)

