

PLATE 71

- Fig. 1 *Portunus (Achelous) stanfordi* Rathbun, male, dorsal view (p. 416)
- Fig. 2 *Portunus (Achelous) tuberculatus* (Stimpson), female, dorsal view (p. 421)
- Fig. 3 *Portunus (Achelous) angustus* Rathbun, ovigerous female, dorsal view (p. 419)
- Fig. 4 *Portunus (Achelous) angustus* Rathbun, ovigerous female, ventral view






PLATE 72

- Fig. 1 *Euphylax dovii* Stimpson, male, dorsal view (p. 423)
Fig. 2 *Euphylax dovii* Stimpson, male, ventral view
Fig. 3 *Cronius ruber* (Lamarck), male, dorsal view (p. 422)
Fig. 4 *Cronius ruber* (Lamarck), male, ventral view

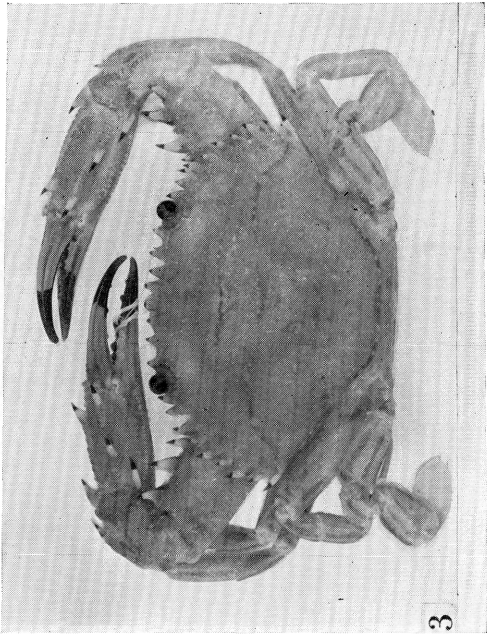





PLATE 73

Kraussia americana Garth (p. 424)

Male holotype

Fig. 1 Dorsal view

Fig. 2 Ventral view





PLATE 74

Carpilodes cinctimanus (White) (p. 426)

- Fig. 1 Male, dorsal view
- Fig. 2 Male, ventral view
- Fig. 3 Female, dorsal view
- Fig. 4 Female, ventral view